

STORYTELLING INSPIRED BY READING norahdooley.com

Some versions of easy to learn world folktales in picture books are at your library listed by name of the author look for the 398.2 section in the Children's Room
 Title (Country) Author

Mrs. Chicken and Crocodile (Africa/ Liberia) Won-Ldy Paye

The Gingerbread Man (US) Aylesworth

Juan Bobo (Puerto Rico) Bernier-Grand

One Grain of Rice (India) Demi

Liang And the Magic Paint Brush (China) Demi

Sody Salleratus (US) Davis

Martina, The Beautiful Cockroach (Cuba, Persia) Deedy

The Magic Gourd (Ghana) Baba Wagué Diakite

Hatseller and the Monkeys (Africa/ Mali) Baba Wagué Diakité

Glass Slipper, Gold Sandals (Asia, Africa, Europe, Americas) Fleischman

Grandmother Spider Brings the Sun (Native American) Keam

Tunjur! Tunjur! Tunjur! (Palestinian) MacDonald

Conejito (Central America) MacDonald

Five-minute tales - Two Frogs (Russian) MacDonald

Rough Faced Girl (French/Native American) Martin

Jabuti the Tortoise (Brazil) McDermott

Dona Flor (Mexico) Mora

Kate and the Beanstalk (England) Osborne

The Lion and the Mouse (Aesop) Pinkney

Tops and Bottoms (US- African American) Stevens






Joseph Had An Overcoat - The Tailor (Yiddish) Taback

Two of Everything (China) Toy- Hong

A Big Spooky House (US/African-American) Washington

The Banza (Hattian) Wolkstein

The Three Wishes (Germany) Zemach or Sims



I Climbed Up the Apple tree (*chant*)

*I climbed up the apple tree and All the apples
fell on me Apple pudding,apple pie - Did you
ever tell a lie?*



Pass an object around while we say this rhyme. The person holding it when the rhyme ends gets to tell a story about themselves - in 1 minute or so. We guess if it is **TRUE** (hold up one finger) **FALSE** (crossed fingers) **MIX** (true and false- hold up two fingers in a peace sign). Repeat as needed. **VARIATION:** once you get started let people volunteer. OR pick a theme for stories.

Two Truths and a Lie

Think of three statements you can make about about yourself. **One is false** the others are true. Or one is **true** 2 are false [*some people find this easier*] say all three to a group and then have them guess which are true/false. Reveal to us which one(s) is(are) true and tell us the story behind the truth. Variation: tell the story about any one of the three statements.



Towns & Counties

Pick a category of nouns - Hide key word/s in stories of any length. The words are broken up into syllables. Teams of two create minute long stories and then tell the story to the group, in 2 parts with a syllable hidden in each part. The other players must guess what the hidden word is. Any category will work. Geography is fun. But it is best to narrow the subject - city names or countries or bodies of water, etc. The first syllable in the first half of story and second is in second. Have more tellers for multi-syllabic sprees. **Example --I called my boss to say I'd be late. He yelled "Hey, you get in here soon. I've got a ton of work. " = Boston**



DRAW A STORY:

1. Everybody draws a picture about a short story. Could be original or one they have heard
2. Exchange the drawings with a partner or pick one drawing and have the partner/class "read" or tell the story from the drawing.
3. After the story is told, the original artist can say what they really meant by drawing it or they can add to the story that was just told.



Story Bag - Fill a cloth bag with simple wooden toys that include animals, people, objects and places. A pair of students take turns taking one figure out of the bag at a time. Or a student and the teacher "perform" for the class. The first person starts the story, and the next adds to the story by taking another figure out. You can make cards that include animals, people, objects and places instead for literate players and expand the horizons. The turn ends when all the figures have been used as prompts.



SOME OTHER WAYS TO PLAY WITH STORIES:

Tell the story to someone who didn't hear it, yet. Do this before you forget your favorite parts. Even if you do forget something ? Just make up a new part. Then you have a new story !

Imagine a new ending. A story with a completely or different new ending is, a *new* story. Think of different ways to end the story you heard. Or? Change one of the characters from good to bad, girl to boy, or vice versa. How does the story change? Have fun!

Draw some pictures. How did *you* imagine the characters in the story ? Make paper plate masks of your favorite characters. Or Have each person draw his or her favorite part of the story. Put all the drawings together, from beginning to end. Add any parts that were missing. Or, use chalk to draw the story on the sidewalk.